

Baccalaureate Alumni Survey

Updated: 12/10/2013







1. When did you graduate from UCCS?

Answer	Response	%
May 2012	90	40%
August 2012	6	3%
December 2012	43	19%
May 2013	88	39%
August 2013	0	0%
Total	227	100%

2. What degree or degrees did you receive? Please check all that apply.

Answer	Response	%
Bachelor of Science (BS)	120	50%
Bachelor of Arts (BA)	116	48%
Bachelor of Innovation (BI)	8	3%
Master of Arts (MA)	7	3%
Master of Science (MS)	3	1%
Master of Business Administration (MBA)	1	0%
Certificate	1	0%
Master of Sciences-Interdisciplinary (MSc)	0	0%
Master of Public Administration (MPA)	0	0%
Master of Criminal Justice (MCJ)	0	0%
Doctor of Philosophy (PhD)	0	0%
Doctor of Nursing Practice (DNP)	0	0%
Master of Engineering (ME)	0	0%

3. Please select your primary college of enrollment.

Answer		Response	%
College of Letters, Arts, and Sciences		121	50%
College of Business		50	21%
College of Engineering and Applied Sciences		32	13%
Beth-El College of Nursing and Health Sciences		26	11%
School of Public Affairs		9	4%
College of Education		3	1%
Total		241	100%

4. What was your primary major?

Answer	Response	%
Business	31	13%
Psychology	20	9%
Biology	18	8%
Nursing	16	7%
Communication	16	7%
Business Administration	15	6%
Mechanical Engineering	12	5%
English	12	5%
Computer Science	11	5%
History	10	4%
Criminal Justice	9	4%
Geography and Environmental Studies	8	3%
Health Care Sciences	8	3%
Political Science	7	3%
Visual and Performing Arts	6	3%
Sociology	5	2%
Anthropology	5	2%
Physics	4	2%
Computer Engineering	3	1%
Game Design and Development	3	1%
Philosophy	2	1%
Electrical Engineering	2	1%
Chemistry	1	0%
Educational Leadership, Research and Policy	1	0%
Special Education	1	0%
Public Administration	1	0%
Applied Math	1	0%
Nursing Practice	1	0%
Counseling and Human Services	1	0%
Economics	1	0%
Spanish	1	0%
Mathematics	1	0%
Curriculum and Instruction	1	0%

Distributed Studies	1	0%
Applied Geography	0	0%
Womens and Ethnic Studies	0	0%
Computer Science and Security	0	0%
Interdisciplinary Studies	0	0%
Biochemistry	0	0%
Applied Science	0	0%
Total	235	100%

5. If you majored in Health Sciences, please select your area of emphasis.

Answer	Response	%
Nutrition (NUT)	3	38%
Strength and Conditioning (Sports Conditioning and Training) (SPC)	2	25%
Health and Wellness Promotion (HWP)	2	25%
Health Promotion (MS)	1	13%
Sports Medicine: Athletic Training (MS)	0	0%
Sports Medicine: Strength and Conditioning (MS)	0	0%
Sport Nutrition (MS)	0	0%
Pre-Professional (PPT)	0	0%
Medical Technology/Medical Laboratory Science (MDT)	0	0%
Allied Health (ALH)	0	0%
Senior Fitness Instructor (SFI)	0	0%
Total	8	100%

6. During your studies as a student at UCCS, were you enrolled full-time?

Answer	Response	%
Yes	223	93%
No	4	2%
Sometimes	13	5%
Total	240	100%

7. Did you work off campus while enrolled at UCCS?

Answer	Response	%
Yes, Full-time	54	22%
Yes, Part-time	120	50%
No	67	28%
Total	241	100%

8. What is your current status?

Answer	Response	%
Employed full time	135	56%
Employed part-time	30	12%
Seeking employment	32	13%
Not seeking employment	2	1%
Enrolled student (pursuing another degree)	42	17%
Retired	0	0%
Total	241	100%

9. What is your current occupation?

Title:	Company:	Location:
Genius	Apple	Colorado
IT Client Service Tech Lead	Compassion International	Colo Spgs
Copy Editor	Diverse: Issues in Higher Education magazine	Fairfax, VA
SpEd Resource Paraprofessional	Academy School District 20	Discovery Canyon Campus, Colorado Springs, CO
Design Engineer	Mind Rocket Design	Colorado Springs, CO
Copywriter	Church Community Builder	Colorado Springs
Decision Support Analyst	Memorial Hospital-UCH	Colorado Springs
Mechanical Engineer	Exelis	Colorado Springs
Membership and Events Coordinator		Colorado Springs
Community Affairs Manager	Savannah Sand Gnats	Savannah, GA
History Teacher/ Coach	Channing ISD	Channing, TX
hairstylist	great clips	colorado springs
Workflow Coordinator	UCCS	Colorado Springs, CO
Web Developer	Ideavise	Colorado Springs
Staff Accountant	Biblica	Colorado Springs
Microbiologist	IEH	Greeley, CO
shipping Manager	UCCS Bookstore	Colorado Springs
Mechanical Engineer	Imprimis Inc.	Colorado Springs, CO
Library Aide	UCCS Kraemer Family Library	Colorado Springs
Administrative Assistant II	University of Colorado	Colorado Springs
Social Worker	Bethany Christian Services	Colorado Springs
Math Fellow	BluePrint Fellowships	Denver Public Schools
Nurse	Centura Health	Penrose Hospital
residence hall manager	university of colorado colorado springs	colorado springs
Sr. Analyst	Kinder Morgan Inc.	Colorado Springs
Teacher	Academy District 20	Colorado Springs, CO
Technical Representative	PING Golf	Colorado/Wyoming
CNA	Centura health	Colorado Springs
Enablement Adminstator	Service Source	Data
Project Coordinator	NICE Systems	Denver, CO
Public Affairs Officer	U.S. Immigration and Customs Enforcement	Washington, D.C.
Laboratory tech	Labs inc	Centennial, Co
Senior Fitness Specialist	Palisades at Broadmoor Park	Colorado Springs
Software Engineer Associate	Lockheed Martin	Colorado Springs
Contract Administrator	Schmidt Construction Company	Colorado Springs
Clinical Nurse	University of Colorado Health	Colorado Springs
Sales associate	Swatch	Denver
Software engineer	Echostar	Denver
Accountant	McNew & Associates	Colorado Springs CO
Customer Service Agent	SkyWest Airlines	Colorado Springs
Administrative Assistant	Turner	Fort Benning, Georgia

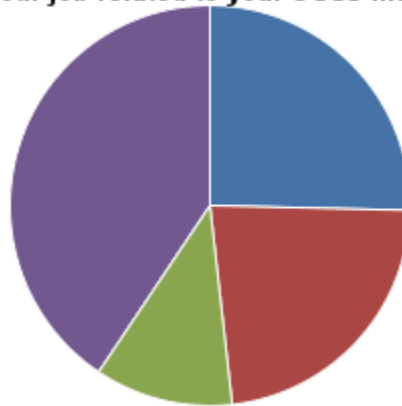
Online Course Facilitator	Charis Bible College	Colorado Springs (online; working from Florida)
Financial Analyst	Standard & Poor's	Denver, CO
RAM Service Specialist	T Rowe Price	Colorado Springs
District Executive	Pikes Peak Council	Colorado Springs, CO
Security Officer	HSS	Castle Rock
CFO	Afassco Of Colorado	Colorado Springs
Office Manager		
Registered Nurse	St Mary Corwin Medical Center	Pueblo, CO
Implementation Specialist	Exelis	Downtown Colorado Springs
Sales Representative	MillerCoors	California
Receptionist	Iron Horse Pediatrics	
Director, Scribe Program	Front Range Emergency Specialists Support Services, LLC	2222 N. Nevada Avenue, Colorado Springs, CO
Associate Programmer Analyst	FedEx	Colorado Springs, CO
Lead Account Executive	Active Synergy	Denver
Fincial Representative	USAA	COS
Office Staff assistant	Colorado Springs School District 11	Human Resources
GIS Intern	City of Commerce City	Commerce City, CO
Third Grade Teacher	Cheyenne Mountain District 12	Colorado Springs
IS Compliance Lead	Colo Spgs Utilities	Colorado Springs
Software Engineer	Honeywell	Colorado Springs
Information Specialist	Pikes Peak Library District	Coorado Springs CO
Business Process Analyst	TouchStar Americas, LLC	Tulsa, OK
Receptionist	RE/MAX	Pueblo
Business Developer	Kaplan	Chicago
2nd Grade teacher	Ellicott Elementary	Ellicott, Colorado
RN	Exempla	Wheat Ridge
Admissions Counselor	UCCS	1420 Austin Bluffs Parkway
Engineer		
Electrical Engineer	On Target Enterprises	Colorado Springs
7-8 Math Teacher	Scholars to Leaders Academy	Colorado Springs
Freelance Accountant		
Villakids Lead Associate	Villasport	Colorado Springs
Police Officer	UCCS	
RN	Billings Clinic	Billings, Montana
Customer service	Best Buy	Colorado Springs
Accounts Payable	School District 11	Colorado Springs, CO
Personal financial planner	Serco	Germany
Preschool Teacher	Family Development Center	UCCS
Estimator	Sanborn Map Company	Colorado Springs
Field Representative	Texans For Greg Abbott	Houston, TX
Sports Specialist	US/NIKE Sports Camps	San Rafael, CA
Registered Nurse	St. Alexius hospital	Bismarck ND
Business Analyst	Hewlett Packard	Houston, Tx
RN	UIHC	Iowa city, IA

Office Manager	MechOne, Inc.	Colorado Springs, CO
Online Media & Marketing Coordinator	Westone	Colorado Springs
P.J. Boatwright, Jr. Intern	United States Golf Association - Colorado Golf Association	Greenwood Village, CO
ELL Director		
Barista	Starbucks Coffee Company	Centennial, CO
paramedic	amr	colorado springs
mechanical engineer		colorado springs
Image processing technician	Sanborn Map Company	Colorado Springs, CO
business owner	Primerica	Colorado Springs
Academic Advisor	UCCS	UCCS
Technology Consultant	HP	Colorado Springs
Internet Marketer	ClikFocus	Colorado Springs
Engineering Tech Support Specialist	CTS International	Denver, CO
VillaKids	VillaSport	Colorado Sprngs
Temporary Aide	UCCS	Colorado Springs
Customer Service Assistant	University of Colorado University Center	1420 Austin Bluffs Parkway

10. Is your job related to your UCCS major?

■ Unrelated
 ■ Somewhat related
 ■ Related
 ■ Very Related

Is your job related to your UCCS major?



Question	Unrelated	Somewhat related	Related	Very Related	Total Responses	Mean
Is your job related to your UCCS major?	25.38%	22.84%	11.17%	40.61%	197	2.67

11. What is your current annual salary ?

Answer		Response	%
Less than \$20,000		59	29%
\$20,000 to \$29,999		36	18%
\$30,000 to \$39,999		40	20%
\$40,000 to \$49,999		23	11%
\$50,000 to \$59,999		18	9%
\$60,000 to \$69,999		11	5%
\$70,000 to \$79,999		1	0%
\$80,000 to \$89,999		2	1%
\$90,000 to \$99,999		2	1%
\$100,000 to \$129,999		0	0%
\$130,000 to \$149,999		0	0%
\$150,000 or more		0	0%
Do not wish to disclose		13	6%
Total		205	100%

12. Please estimate what you think your salary might be had you not graduated from UCCS.

Answer		Response	%
Less than \$20,000		82	40%
\$20,000 to \$29,999		61	30%
\$30,000 to \$39,999		27	13%
\$40,000 to \$49,999		17	8%
\$50,000 to \$59,999		3	1%
\$60,000 to \$69,999		5	2%
\$70,000 to \$79,999		0	0%
\$80,000 to \$89,999		2	1%
\$90,000 to \$99,999		2	1%
\$100,000 to \$129,999		3	1%
\$130,000 to \$149,999		0	0%
\$150,000 or more		1	0%
Total		203	100%

13. In which sector of the economy are you employed?

Answer		Response	%
Other, please specify		43	21%
Education, Training and Library		29	14%
Healthcare Practitioners and Technicians		23	11%
Computer and Mathematics		20	10%
Business and Financial Operations		19	9%
Sales		16	8%
Office and Administrative Support		9	4%
Architecture and Engineering		8	4%
Healthcare Support		7	3%
Arts, Design, Entertainment, Sports and Media		6	3%
Community and Social Services		5	2%
Management		5	2%
Food Preparation/Serving		3	1%
Protective Services		3	1%
Military		3	1%
Construction and Extraction		3	1%
Personal Care and Service		2	1%
Transportation and Material Moving		2	1%
Legal		2	1%
Life, Physical and Social Science		1	0%
Farming, Fishing, and Forestry		0	0%
Production		0	0%
Installation, Maintenance and Repair		0	0%
Building and Grounds Cleaning, Maintenance		0	0%
Total		209	100%

Other, please specify
Software Development
Sport Management
Sport
Grad student
Student
Cashier
Defense/Aerospace
Natural gas transportation
Government
Not employed
Environmental Health and Safety
not employed
Non-profit
utilities
Department of Defense
tutor
Childcare
Politics
unemployed
Research
unemployed
Unemployed
Golf
Nanny
unemployed
n/a
aviation and computer
unemployed
non profit
student
Library Services
IT Applications
Pharmaceutical Consulting
nonprofit
Child care
Life, physical and social science, and archaeology
Childcare
unemployed
Not working
NOT EMPLOYED
Unemployed

14. Where do you live?

Answer	Response	%
In Colorado Springs/or surrounding areas.	152	66%
Outside of Colorado Springs, but in Colorado.	31	14%
Outside of Colorado.	42	18%
Outside of the United States.	4	2%
Total	229	100%

15. How would you rate UCCS in the following areas?

Question	Very Poor	Poor	Fair	Good	Excellent	Total Responses	Mean
Campus/Facilities	0	3	17	115	86	221	4.29
Faculty	1	3	22	100	95	221	4.29
Quality of Education	0	3	28	101	89	221	4.25
Tuition/Cost of Attendance	5	22	75	86	33	221	3.54

16.

Question	Strongly Disagree	Disagree	Neither Agree or Disagree	Agree	Strongly Agree	Total Responses	Mean
I learned the theoretical foundations expected in my degree program.	2	3	9	108	99	221	4.35
I would recommend UCCS to a prospective student.	6	7	29	72	107	221	4.21
Overall, I am satisfied with the education I received at UCCS.	3	15	17	99	88	222	4.14
My studies at UCCS met the educational goals I had in mind when I enrolled.	3	16	22	92	89	222	4.12
I learned the technical skills expected in my degree program.	4	14	24	109	67	218	4.01
UCCS prepared me well for my field of specialization.	11	21	53	81	50	216	3.64
My studies at UCCS helped me get a job.	22	25	30	56	67	200	3.61

17. How would you rate the overall quality of your education at UCCS, in the following areas?

Question	Very Poor	Poor	Fair	Good	Excellent	Total Responses	Mean
Problem Solving Skills	1	2	19	107	89	218	4.29
Analytical Reasoning	1	4	22	109	82	218	4.22
Writing Skills	2	6	30	95	81	214	4.15
Multi-Cultural Awareness (sensitivity to others unlike you)	4	3	34	87	84	212	4.15
Qualitative Skills	1	4	24	122	66	217	4.14
Reading Skills	2	6	31	102	68	209	4.09
Scientific Reasoning	1	8	31	102	68	210	4.09
Quantitative Skills	2	5	29	120	58	214	4.06
Oral Communication	2	5	41	104	68	220	4.05
Computer Skills	4	10	40	104	55	213	3.92

18. Please rate the quality of services you feel you received while attending UCCS.

Question	Very Poor	Poor	Fair	Good	Excellent	Total Responses	Mean
Disability Services	0	0	7	20	17	44	4.23
Tutoring/Excel Learning Centers	1	4	21	63	60	149	4.19
Family Development Center	0	2	5	15	15	37	4.16
Health Center	3	5	12	51	49	120	4.15
Multicultural Office for Student Access, Inclusiveness, and Community	2	1	13	39	28	83	4.08
Campus Recreation Center	0	7	32	67	51	157	4.03
Veteran and Military Affairs Office	1	1	5	24	11	42	4.02
University Testing Center	2	4	17	56	28	107	3.97
Office of Campus Activities	2	4	22	62	32	122	3.97
Public Safety	11	10	21	89	60	191	3.93
Bookstore	5	8	43	104	56	216	3.92
Information Technology (IT)/Help Desk	8	10	36	77	60	191	3.90
Student Orientation	3	9	34	92	37	175	3.86
Advising in your department or degree program	9	19	34	92	65	219	3.84
Campus Housing	3	4	20	37	20	84	3.80
Advising in the Student	11	14	41	68	60	194	3.78

Success Center							
Career Center	7	13	25	55	41	141	3.78
Admissions and Records	7	13	50	102	47	219	3.77
Student Employment	10	9	17	47	32	115	3.71
Freshman Seminar Program	8	9	18	32	25	92	3.62
Financial Aid	10	26	36	59	43	174	3.57
Parking	71	47	38	42	13	211	2.43

19. Approximately how many faculty members took an interest in your educational and career goals?

Answer	Response	%
0	5	2%
1-2	54	25%
2-3	52	24%
3+	108	49%
Total	219	100%

20. Are you affiliated with the military?

Answer	Response	%
My spouse is in the military.	13	6%
I am a member of the military.	4	2%
I am a veteran.	15	7%
My mother or father is in the military.	23	11%
No, I am not affiliated with the military.	154	72%
Other, please specify.	12	6%

Other, please specify.
My douse is a veteran
Family members
my son is in the AF reserves
My father, brother, and many other family members have served in the military.
In the process of joining the Marines as an officer.
Father was in the military
my son is in the military
contractor
Boyfriend
My parents were in the military and I work on Fort Carson
My grandfather was in the Military
Dad is retired Military

21. Were you a Colorado resident when you enrolled at UCCS?

Answer	Response	%
Yes	187	86%
No	31	14%
Total	218	100%

22. Are you a first-generation student?

Answer	Response	%
Yes	66	30%
No	152	69%
Not sure	1	0%
Total	219	100%

23. Please mark the highest level of education achieved by your parent(s).

Question	Parent 1	Parent 2	Total Responses
Don't Know / Not Applicable	3	5	8
Less than High School	13	13	26
High School Graduate	78	71	149
Associate's Degree (2-year)	29	33	62
Baccalaureate Degree (4-year)	70	62	132
Master's Degree	32	44	76
Professional or Doctoral Degree	10	13	23

24. How many dependents (children or elderly persons) did you care for in your household while you were enrolled at UCCS? If you were not caring for dependents, please select 0.

Answer	Response	%
0	175	80%
1	26	12%
2	10	5%
3	7	3%
4	0	0%
5+	2	1%
Total	220	100%

25. What would you have done had you not attended UCCS?

Answer	Response	%
I would have attended a college/university outside of the Colorado Springs metro area.	98	45%
I would have attended a different college/university in my immediate area.	91	41%
I would have delayed attending college.	25	11%
I would have enrolled in an online program.	16	7%
I would not have attended college anywhere.	16	7%
Other	15	7%

26. If you plan on attending graduate school, have you applied?

Answer	Response	%
Yes	21	23%
No	57	61%
I do not plan on attending graduate school.	15	16%
Total	93	100%