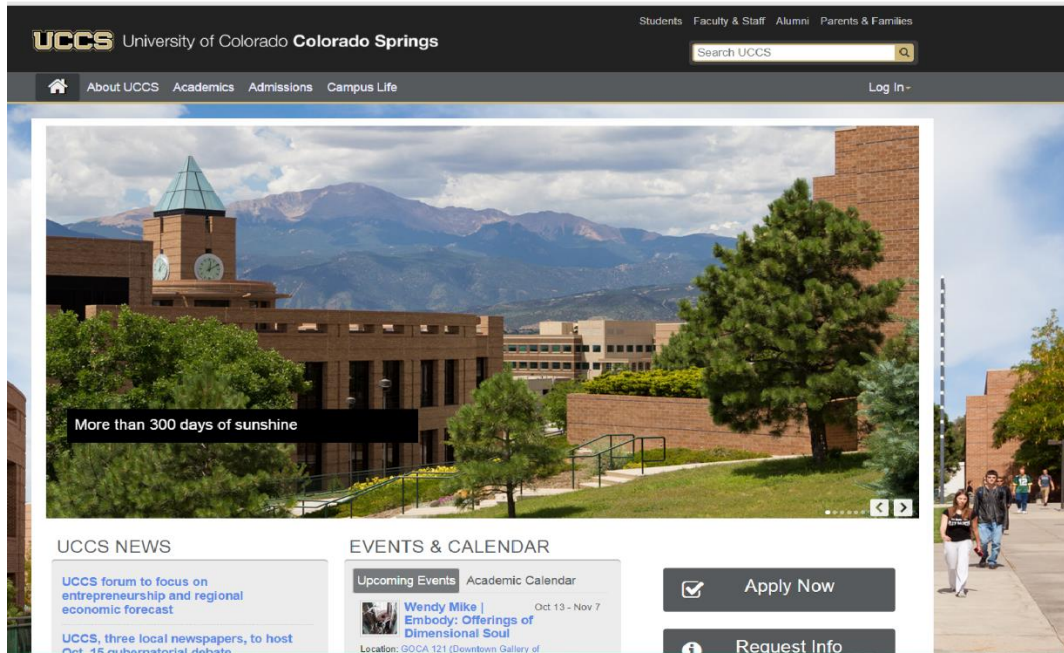
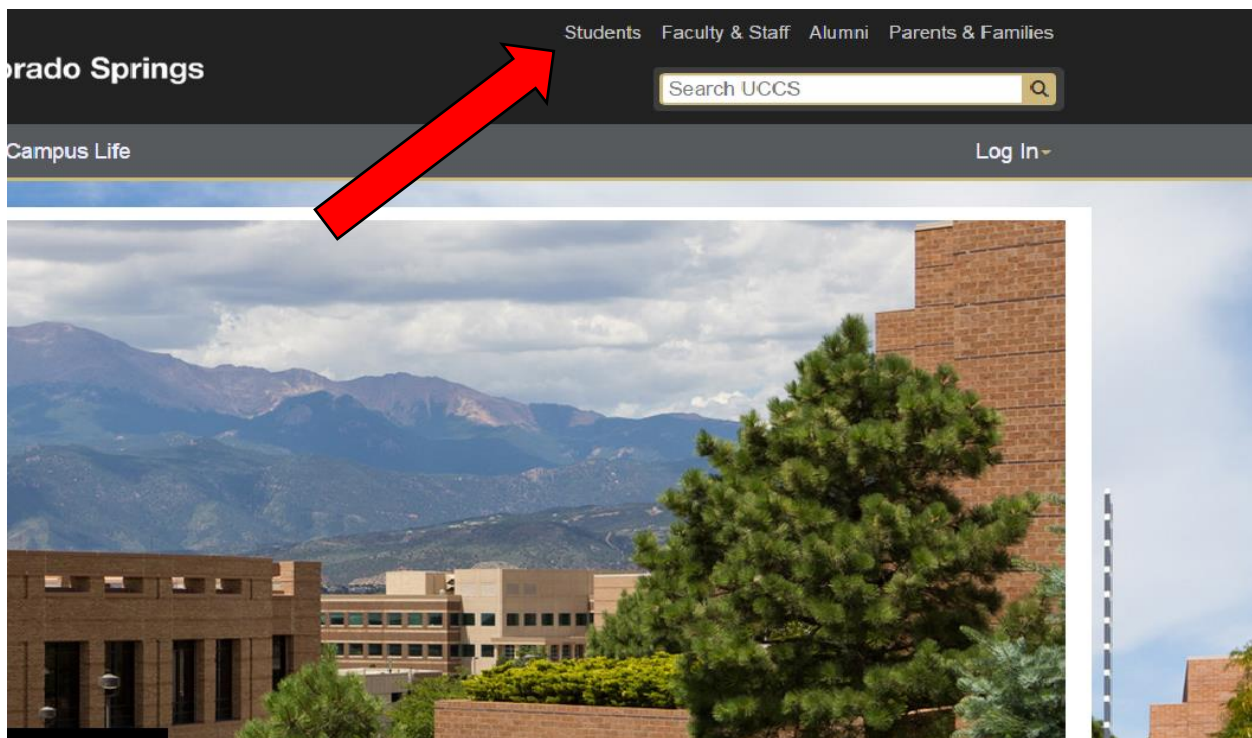


Directions for Course Search

Step 1: Open your internet browser and go to <http://www.uccs.edu/>



Step 2: Click on the “Students” Tab



Step 3: Click on "Course Schedule"

The screenshot shows the UCCS homepage with a navigation bar at the top containing links for 'About UCCS', 'Academics', 'Admissions', and 'Campus Life'. A large banner for 'BLACKOUT WEEKEND' is featured, with dates '1/30' and '1/31'. Below the banner is a 'QUICK LINKS' menu with a red arrow pointing to the 'Course Schedule' link. Other menu categories include 'ACADEMICS', 'SERVICES', and 'CAMPUS LIFE'.

QUICK LINKS	ACADEMICS	SERVICES	CAMPUS LIFE
Blackboard	Academic Advising	Bursar's Office	Arts & Culture
Course Schedule	Admissions & Records	Career Center	Athletics
Email	Colleges & Schools	Commuter Student	Bookstore
Kraemer Family Library	Commencement	Copy Center	Campus Recreation
IT Help Desk	Course Info Center	Counseling Center	Closing Procedures
Mountain Lion Connect	Dean of Students	Disability Services	Clubs and Organizations
MyUCCS Portal	Excel Centers	Family Development Center	Office of Student Activities
MyClasses Schedule	Extended Studies	Financial Aid	Scribe
Shuttle Tracker	Graduate School	Health Center	Student Government
	Scholarships	Parking and Transportation	Student Life and Leadership
	Testing Center	Paw Prints	Residence Life & Housing
	Tuition Rates	SEAN's Place	
	Weekend University	Sustainability Office	

Step 4: Click on "Search Course Schedule"

The screenshot shows the 'Course Information Center' page. It features a search bar at the top and four columns of links. A red arrow points to the 'Search Course Schedule' link in the 'Resources' column. Below the links is a '2014-15 Academic Catalog' button.

Spring 2015	Summer 2015	Fall 2014	Resources
Registration Handbook	Full Course Schedule	Full Course Schedule	Mobile Friendly Class Schedule
Course Schedule Changes	Course Schedule Changes	Course Schedule Changes	Academic Catalog
Semester Calendar	Semester Calendar	Semester Calendar	Search Course Schedule
Final Exam Schedule	Final Exam Schedule	Final Exam Schedule	Need Registration Help?
Course Adds/ Drops	Course Adds/ Drops	Course Adds/ Drops	Academic Calendar
Withdrawals/ Refunds	Withdrawals/ Refunds	Withdrawals/ Refunds	
	Pre-Term Classes		
	Summer Session		

2014-15 Academic Catalog

Step 5: Click the arrow in the box under “Select Term” to see a drop-down menu and click the one you wish to look at.



Course Search

The screenshot shows the "Course Search" interface. On the left, there are "Search Options" tabs: "Select Term:", "Location:", "Course Level:", and "College". The "Select Term:" dropdown menu is open, showing options for "Summer 2014", "Fall 2014", and "Main Campus". A red arrow points to the dropdown arrow. To the right, there is a table with columns: "Details", "Subject", "Section", and "Class Name". The table contains 8 rows of course information, each with a plus sign in the "Details" column.

Details	Subject	Section	Class Name
+	ACCT 2010	001	Intro to Financial A
+	ACCT 2020	001	Intro to Managerial
+	ACCT 4310	001	Introduction to Acc
+	ACCT 4410	001	Acct Govts/Not-for-
+	ACCT 4960	001	Internship in Accou
+	ACCT 5590	OL1	Introduction to Acc
+	ACCT 6730	001	Introduction to Acc

Step 6: Do the same for the rest of the Search Options tabs.

Select Campus: Try both “Main Campus” and “Extended Studies” to see different course options.

Location: This is where you can choose whether you want to see classes offered on-campus (in-person), online or both (all).

Course Level: The “Undergraduate” option is for students who have *not* completed a bachelor’s degree; the “Graduate” option is for students who have a bachelor’s degree or higher.

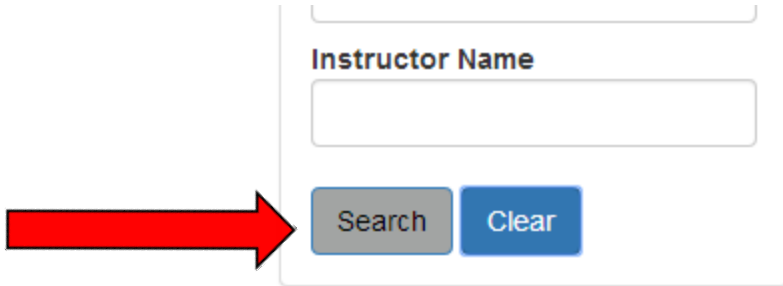
College: For a more narrowed search, select the college you have been admitted into or are interested in looking at.

Subject: You can look specifically at the courses offered in only that subject.

Session: Leave this option on “All” unless you are looking for courses offered at a time different than the regular semester term. (For example, “Weekend University” or Spring Break classes.)

Step 7: Leave "Class Name" and "Instructor Name" blank.

Step 8: Click on the "Search" button at the bottom to bring up courses that fit your search criteria.



Instructor Name

Search Clear

Step 9: Click the "+" next to the course to expand the screen. This will display meeting times, room number, and a description of the class, along with any prerequisites that are required before taking the class.

	+	ACCT 4210	001	Individual Income Tax	Sonnier, Blaise
	-	ACCT 4220	001	Corp & Partnership Tax	Sonnier, Blaise
Class Number: 10305					
Session: Main Campus Sem					
Location: Dwire Hall 101					
Credits: 3					
Description: Primary emphasis is on C and S corporations and partnerships. Basic analysis of planning and compliance of most forms of corporate and partnership organization, operations, mergers and dissolutions. Business planning and international taxation are also considered. Prer., ACCT 4210. Business students only.					
Notes:					
	+	ACCT 4510	001	Accounting Ethics & Institutns	Johnson, Robert

Required prerequisite